



Department for Promotion of Industry and Internal Trade

USER MANUAL

(Getting Started With DPIIT)

**Department for Promotion of Industry and Internal
Trade, Government of India.**

DPIIT		
Getting Started Guide	Version: 1.0	Issue Date: 20-March-2021

CONTENTS

1. INTRODUCTION	2
2. REGISTRATION	2
3. USER LOGIN.....	6
4. IEM.....	8
4.1 PART -A.....	8
4.1.1 Part-A (Click to file new)	8
4.1.2 Draft.....	18
4.1.3 Payment Pending	19
4.1.4 Submitted	19
4.1.5 IEM Issued.....	20
4.1.6 Clarification required	21
4.1.7 Clarification submitted	23
4.2 PART-B.....	24
4.2.1 Part-B (Click to file new)	24
4.2.2 Draft.....	24
4.2.3 Submitted	28
4.2.4 IEM Issued.....	30
4.2.5 Clarification required	31
4.2.6 Clarification submitted	33
4.3 AMENDMENT	33
4.3.1 Apply forAmendment.....	35

DPIIT		
Getting Started Guide	Version: 1.0	Issue Date: 20-March-2021

1. INTRODUCTION

The Department of Industrial Policy & Promotion was established in 1995 and has been reconstituted in the year 2000 with the merger of the Department of Industrial Development. Earlier separate Ministries for Small Scale Industries & Agro and Rural Industries (SSI&A&RI) and Heavy Industries and Public Enterprises (HI&PE) were created in October, 1999. With progressive liberalization of the Indian economy, initiated in July 1991, there has been a consistent shift in the role and functions of this Department. From regulation and administration of the industrial sector, the role of the Department has been transformed into facilitating investment and technology flows and monitoring industrial development in the liberalized environment.

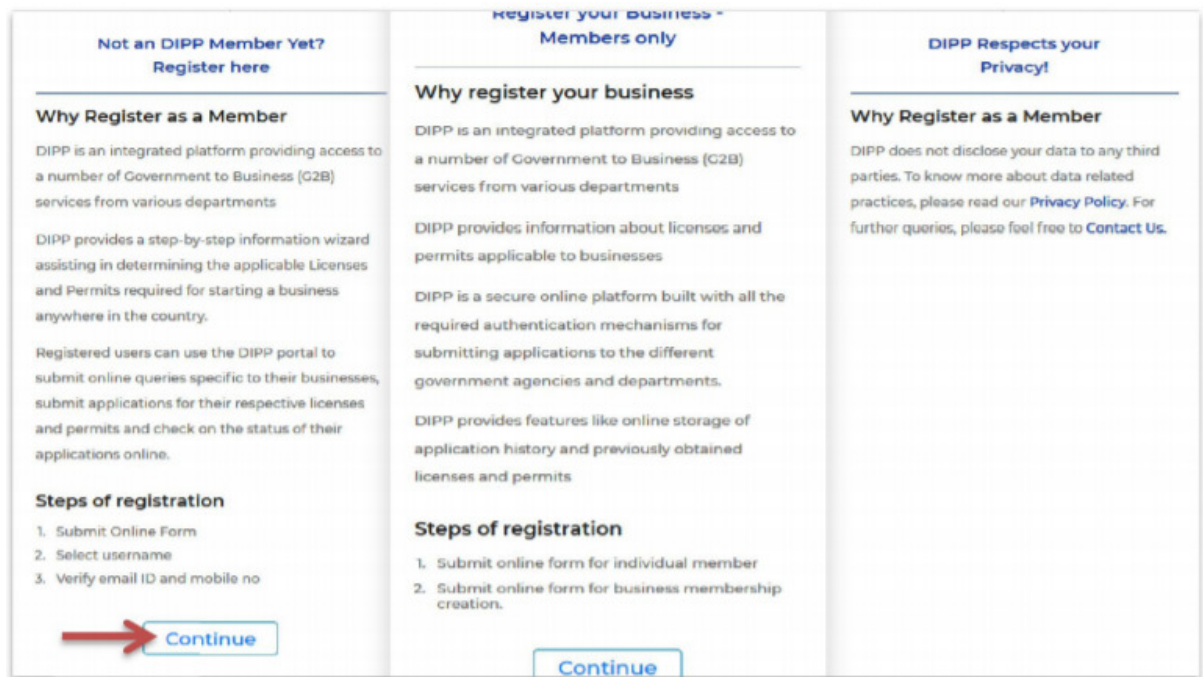
2. REGISTRATION

- To register as a New user, open the URL: <http://services.dipp.gov.in/lms> in the browser. Following screen will be displayed:

DPIIT		
Getting Started Guide	Version: 1.0	Issue Date: 20-March-2021



- Click on **REGISTER** button to register as a New User. Following screen will be displayed:



- To register as a DPIIT member, click on Continue link, Registration page will be displayed as shown below:

Home / Register

Registration

1. Personal Details 2. Choose User Name and Password 3. Security and Terms 4. OTP Verification

1. PERSONAL DETAILS

First Name*

Only alphabets, dot and space allowed

Middle Name

Only alphabets, dot and space allowed

Last Name*

Only alphabets, dot and space allowed

Email Address*

Please use a valid email address that you frequently access. Email verification code will be sent on this id.

Confirm Email Address*

Phone Number (+91)

Enter Phone Number with STD Code. Do not include +91 or 0.

Mobile (+91)*

Please use a valid mobile number that can be used to send the SMS code for user verification. Do not include +91 or 0.

Confirm Mobile (+91)*

Fax (+91)


ADDRESS

Address*

Address can have a maximum of 400 characters.

Country **State*** **District***

Taluka **Pin Code***

 [Proceed to Next](#)

- Fill all the Mandatory fields and Click on “Proceed to Next” button. Following Screen will be displayed.

Home / Register

Registration

1. Personal Details 2. Choose Username and Password 3. Security and Terms 4. OTP Verification

2. CHOOSE USERNAME AND PASSWORD

Create your Username*

Use characters and numeric

Create Your Password*

Please note that the password should be between 8 and 14 characters and should contain at least one alphabet, one number, one Capital letter, one Small letter and a special character (0,!,@,%,^,*,&,-,.,_)


Re-enter Your Password*

Select Security Question*

Please use a valid email address that you frequently access. Email verification code will be sent for user verification.

Answer*

If you forget your password,we'll verify your identity with your secret question.

[Prev](#)  [Proceed to Next](#)

DPIIT		
Getting Started Guide	Version: 1.0	Issue Date: 20-March-2021

Note:- To view the “Personal Details”, click on Previous button

- Fill all the Mandatory fields
- Click on “Proceed to Next” button, Following screen will be displayed.

- To proceed further, check the Checkbox, Enter Captcha Code and Click on “Proceed to Next” button. Following Screen will be displayed:

- Enter the Mobile OTP which user has received on registered mobile number.
- Enter Email OTP which user has received on registered email id.
- Click on Submit OTP, user will get registered.

Note:- If user will not receive OTP then click on “Click to regenerate OTP”. After successfully registration only, user can login to the application using User Name and Password.

DPIIT		
Getting Started Guide	Version: 1.0	Issue Date: 20-March-2021

3. USER LOGIN

- Click on Login button, Following screen will be displayed.

- Enter Username, Password and Captcha Code as shown below:

- Click on submit button. Following Screen will be displayed.

DPIIT		
Getting Started Guide	Version: 1.0	Issue Date: 20-March-2021



- For New Registration, Click on “New Registration” link, Following Screen will be displayed.



- Click on Industrial Entrepreneur’s Memorandum (IEM) link, Following Screen will be displayed.



DPIIT		
Getting Started Guide	Version: 1.0	Issue Date: 20-March-2021

4. IEM

4.1 PART -A

- Click on “Part-A” link, Following Screen will be displayed.

The screenshot shows the G2B Portal interface. At the top, it displays the Ministry of Commerce and Industry, Government of India, and the Department for Promotion of Industry and Internal Trade. The main heading is "G2B PORTAL (For Industrial Entrepreneurs Memorandum & Industrial License's Services)". A user is logged in as "testuser" with options to "LOGOUT" and "Change Password". The navigation bar shows "Home / IEM / Apply For Part-A".

The main content area features a central button for "Industrial Entrepreneurs Memorandum PART - A [Click to file new]". Below this are six status-based cards:

Status	Count
Draft	11
Payment Pending	0
Submitted	1
IEM Issued	3
Clarification Required	0
Clarification Submitted	0

4.1.1 Part-A (Click to file new)

- This module is used to apply for New Application.
- Click on “Part-A (Click to file new)” link, Following pop up will be displayed.

The screenshot shows the same G2B Portal interface as above, but with a message pop-up displayed in the center. The message reads: "PLEASE ENSURE THAT YOUR INVESTMENT IN PLANT & MACHINERY IS RUPEES 50 CRORE AND ABOVE & TURNOVER IS RS. 250 CRORE AND ABOVE." There is an "Ok" button at the bottom of the pop-up.

The background interface is dimmed, but the "PART - A [Click to file new]" button and the status cards are still visible. The status counts have updated: Submitted is now 2, and IEM Issued is now 3.

- Click on Ok button, Form for IEM Part A will be displayed as shown below:

Form for IEM Part A

Entity	Investment & Employment	DECLARATION
NAME		
NAME OF ENTITY*	TYPE OF ENTITY*	PAN*
<input type="text"/>	---- Select Type of Entity ----	<input type="text"/>
ADDRESS		
ADDRESS LINE 1*	ADDRESS LINE 2*	ADDRESS LINE 3*
<input type="text"/>	<input type="text"/>	<input type="text"/>
LOCALITY*	VILLAGE/TOWN/CITY*	STATE*
<input type="text"/>	<input type="text"/>	---- Select State ----
DISTRICT*	PIN CODE*	
---- Select District ----	<input type="text"/>	
CONTACT		
PHONE	FAX	MOBILE*
<input type="text"/>	<input type="text"/>	<input type="text"/>
E-MAIL*		
<input type="text"/>		
UPLOAD DOCUMENT		
PAN*	GSTIN*	BYE LAWS*
<input type="button" value="Choose file"/> No file chosen	<input type="button" value="Choose file"/> No file chosen	<input type="button" value="Choose file"/> No file chosen
REGISTRATION CERTIFICATE FROM REGISTRAR OF COMPANIES*		
<input type="button" value="Choose file"/> No file chosen		
Save Entity		

NOTE

01. Only PDF files are allowed. Memorandum of Association (MoA) of 10 MB, Article of Association (AoA) 5 MB, others 2 MB.

02. Only alphanumeric characters are allowed in file name (no space and special characters).

- Fill all the mandatory fields as shown below:

Form for IEM Part A

Entity
Investment & Employment
DECLARATION

NAME

NAME OF ENTITY* <input type="text" value="Test Engineer"/>	TYPE OF ENTITY* <input type="text" value="Individual"/>	PAN* <input type="text" value="BERUT9865A"/>
---------------------------------------------------------------	------------------------------------------------------------	-------------------------------------------------

ADDRESS

ADDRESS LINE 1* <input type="text" value="12 Gulmohar Enclave"/>	ADDRESS LINE 2* <input type="text" value="Raj Nagar"/>	ADDRESS LINE 3* <input type="text" value="Mumbai"/>
LOCALITY* <input type="text" value="Bandra"/>	VILLAGE/TOWN/CITY* <input type="text" value="Mumbai"/>	STATE* <input type="text" value="MAHARASHTRA"/>
DISTRICT* <input type="text" value="BHANDARA"/>	PIN CODE* <input type="text" value="986536"/>	

CONTACT

PHONE <input type="text" value="78965423696"/>	FAX <input type="text" value="35135153"/>	MOBILE* <input type="text" value="8956622633"/>
E-MAIL* <input type="text" value="neha.agarwal@velocis.co.in"/>		

UPLOAD DOCUMENT

PAN* <input type="text" value="Choose file"/> Bangalorefruits.pdf	ADDRESS PROOF* <input type="text" value="Choose file"/> Bangalorefruits1.pdf	GSTIN* <input type="text" value="Choose file"/> Bangalorefruits2.pdf
----------------------------------------------------------------------	---------------------------------------------------------------------------------	-------------------------------------------------------------------------

Save Entity

- Click on "Save Entity" button. Following Screen will be displayed.

Home / IEM / Part A / Details Of Location

Form for IEM Part A

Entity
Investment & Employment
DECLARATION

STATE (A)

STATE* <input type="text" value="---- Select State ----"/>	GSTIN* <input type="text"/>
---------------------------------------------------------------	--------------------------------

LOCATION

ADDRESS LINE 1* <input type="text"/>	ADDRESS LINE 2* <input type="text"/>	ADDRESS LINE 3* <input type="text"/>
LANDMARK* <input type="text"/>	LOCALITY* <input type="text"/>	VILLAGE/TOWN/CITY* <input type="text"/>
DISTRICT* <input type="text" value="-- Select District --"/>	PIN CODE* <input type="text"/>	

+ Add Location

- Fill all the mandatory fields as shown below:

Form for IEM Part A

Entity
Investment & Employment
DECLARATION

STATE (A)

STATE*

GSTIN*

LOCATION

ADDRESS LINE 1*

ADDRESS LINE 2*

ADDRESS LINE 3*

LANDMARK*

LOCALITY*

VILLAGE/TOWN/CITY*

DISTRICT*

PIN CODE*

+ Add Location

- Click on “Add Location” button, Location will be added in the table as shown below:

SR. NO.	ADDRESS LINE 1	ADDRESS LINE 2	ADDRESS LINE 3	LANDMARK	VILLAGE/TOWN/CITY	DISTRICT	PIN CODE	STATE	Total Annual Capacity (in crore*)		ACTION
									Existing	Proposed	
1	Te	Te	Te	Test 4	Test 6	RAIPUR	9	C			Edit Delete

- User can edit and delete the Location.
- To delete the data, click on delete button and data will be deleted.
- To Edit the data, click on Edit button, Following Screen will be displayed.

Form for IEM Part A

Entity
Investment & Employment
DECLARATION

STATE (A)

STATE*

GSTIN*

LOCATION

ADDRESS LINE 1*

ADDRESS LINE 2*

ADDRESS LINE 3*

LANDMARK*

LOCALITY*

VILLAGE/TOWN/CITY*

DISTRICT*

PIN CODE*

Update Location

- Edit the data and click on “Update Location” button. Data will be updated in the table.
- User can also add sector. Click on “Add Sector” link, Following Screen will be displayed.

- Select Sector from “Sector” dropdown.
- Click on Search icon in “National Industrial Classification of All Economic Activity (NIC), 2008 NIC NO.*” column, Select any “NIC Code” and click on it.
- NIC Code will be display in “National Industrial Classification of All Economic Activity (NIC), 2008 NIC NO.*” column and Item Description will be display in “Item Description” column.
- Enter text in “Description/Item of Manufacture” column, Enter Existing Capacity, Proposed Capacity and Unit of Capacity as shown below:

Home / IEM / Part A / Details Of Sector

Form for IEM Part A

- Click on “Add Item”, item will be added as shown below:

Add Investment and Employment | Delete

(Rupees in crore⁺)

Sr. No.	National Industrial Classification of All Economic Activity (NIC), 2008 NIC NO.	Item Description	Description/Item of Manufacture	Annual Capacity			Unit of Capacity	Action
				Existing	Proposed	Total		
1	28212	MANUFACTURE OF PLOUGHS,	Agriculture	50.00	45.00	95.00	Crore	Edit Delete

[Back To Location](#)

- User can edit and delete the added item..
- To delete the item, click on delete button and item will be deleted.
- To Edit the data, click on Edit button, Following Screen will be displayed.

ENTITY
INVESTMENT & EMPLOYMENT
DECLARATION

SECTOR⁺

AGRICULTURAL MACHINERY

(Rupees in crore⁺)

National Industrial Classification of All Economic Activity (NIC), 2008 NIC NO. ⁺	Item Description	Description/Item of Manufacture	Annual Capacity			Unit of Capacity ⁺
			Existing ⁺	Proposed ⁺	Total	
2821 <input type="text"/>	MANUFACTURE OF	Agriculture	50.00	45.00	95.00	Crore

[Update Item](#)

- Edit data and click on “Update Item” button, data will be updated in the table.
- Click on “Add Investment and Employment link.”

Add Investment and Employment | Delete

(Rupees in crore⁺)

Sr. No.	National Industrial Classification of All Economic Activity (NIC), 2008 NIC NO.	Item Description	Description/Item of Manufacture	Annual Capacity			Unit of Capacity	Action
				Existing	Proposed	Total		
1	28212	MANUFACTURE OF PLOUGHS,	Agriculture	50.00	45.00	95.00	Crore	Edit Delete

[Back To Location](#)

- Following screen will be displayed.

Home / IEM / Part A / Details Of Investment

Form for IEM Part A

ENTITY	INVESTMENT & EMPLOYMENT	DECLARATION		
INVESTMENT IN PLANT & MACHINERY FOR AGRICULTURAL MACHINERY (AS PER INCOME-TAX ACT, 1961 EXCEPT LAND, BUILDING, FURNITURE & FIXTURE)				
(Rupees in crore [*])				
Existing [*]		Proposed [*]		
<input type="text"/>		<input type="text"/>		
EMPLOYMENT				
Category	Male [*]	Female [*]	Other	Total
Existing	<input type="text"/>	<input type="text"/>	<input type="text"/>	<input type="text"/>
Proposed	<input type="text"/>	<input type="text"/>	<input type="text"/>	<input type="text"/>
EXPECTED DATE OF COMMENCEMENT OF COMMERCIAL PRODUCTION [*]			<input type="text"/>	
TOTAL INVESTMENT IN PLANT & MACHINERY (AS PER INCOME TAX ACT, 1961, EXCLUDING LAND,BUILDING, FURNITURE & FIXTURE)			(Rupees in crore [*])	
Total Existing [*]		Total Proposed [*]		
<input type="text"/>		<input type="text"/>		
Back To Sector		Save Form		

- Fill all the required information as shown below:

Home / IEM / Part A / Details Of Investment

Form for IEM Part A

ENTITY	INVESTMENT & EMPLOYMENT	DECLARATION		
INVESTMENT IN PLANT & MACHINERY FOR AGRICULTURAL MACHINERY (AS PER INCOME-TAX ACT, 1961 EXCEPT LAND, BUILDING, FURNITURE & FIXTURE)				
(Rupees in crore [*])				
Existing [*]		Proposed [*]		
50		40		
EMPLOYMENT				
Category	Male [*]	Female [*]	Other	Total
Existing	5	2	3	10
Proposed	4	5	2	11
EXPECTED DATE OF COMMENCEMENT OF COMMERCIAL PRODUCTION [*]			19/03/2021	
TOTAL INVESTMENT IN PLANT & MACHINERY (AS PER INCOME TAX ACT, 1961, EXCLUDING LAND,BUILDING, FURNITURE & FIXTURE)			(Rupees in crore [*])	
Total Existing [*]		Total Proposed [*]		
50		40		
Back To Sector		Save Form		

- Click on “Save Form” link, following popup will be displayed.

- Fill all the required data as shown below:

- Click on “Save TurnOver” button. Following screen will be displayed.

- User can also go back to Previous page by clicking on “Back” button.
- User can Save and Exit the form here by clicking on “Save and Exit” button.
- User can see the Preview of the form by clicking on “Preview” button as shown below:

Ministry of Commerce and Industry | Government of India

उद्योग संवर्धन और आंतरिक व्यापार विभाग
DEPARTMENT FOR PROMOTION OF INDUSTRY AND INTERNAL TRADE
G2B PORTAL
(For Industrial Entrepreneurs Memorandum & Industrial License's Services)

Welcome testuser !
Change Password

LOGOUT

Home / Preview

Preview for IEM Part A

Details Of Entity

Name: Test Engineer Type: Individual PAN: BERUT9865A

Address: 12 Gulmohar Enclave, Raj Nagar, Mumbai, Bandra, Mumbai, BHANDARA, MH - 986536

Contact

Phone: [Redacted] FAX: 35135153 Mobile: 8 [Redacted]

Email: [Redacted]

Documents

PAN: Bangalorefruits2.pdf

Address Proof: Bangalorefruits1.pdf

GSTN: Bangalorefruits3.pdf

Details Of Investment

States' wise Locations'

S.No.	State	GSTIN	District	Location List
1	CHATTISGARH	11ABCDE1111A1Z5	RAIPUR	Test 6, RAIPUR, CHATTISGARH - 123569

Locations' wise Sectors' with Items'

S.No.	State	Location	Sector	Item		Description	Total Annual Capacity/Unit	
				NIC No	Description		Existing	Proposed
1	CHATTISGARH	RAIPUR - 123569	AGRICULTURAL MACHINERY	28212	MANUFACTURE OF PLOUGHS, MANURE SPREADERS, SEEDERS, HARROWS AND SIMILAR AGRICULTURAL MACHINERY FOR SOIL PREPARATION, PLANTING OR FERTILIZING, HARVESTING OR THRESHING MACHINERY	Agriculture	50.00 / Crore	95.00 / Crore

Sectors' wise Employments'

S.No.	State	Location	Sector	Plant & machinery		Employment				Date of commencement		
				Existing ₹ (cr.)	Proposed ₹ (cr.)	Existing		Proposed				
						M	F	M	F			
1	CHATTISGARH	RAIPUR - 123569	AGRICULTURAL MACHINERY	50	40	5	2	10	4	5	11	19/03/2021

Total Investment States' wise

S.No.	State	Plant & Machinery		TurnOver	
		Existing ₹ (cr.)	proposed ₹ (cr.)	As Per Last ITR ₹ (cr.)	Expected ₹ (cr.)
1	CHATTISGARH	50	40	57	65

Declaration

I / we hereby certify that this memorandum conform to all the conditions stipulated in the Notification no . 477 (e) dated 25th july, 1991 regarding exemption from industrial approvals.

I / we hereby further declare that the above statements are true and correct to the best of my / our knowledge and belief.

Name: _____ Date: _____

Designation: _____ Place: _____

<< Declaration

- Fill all the mandatory fields as shown below:

Form for IEM Part A

Entity
Investment & Employment
DECLARATION

DECLARATION

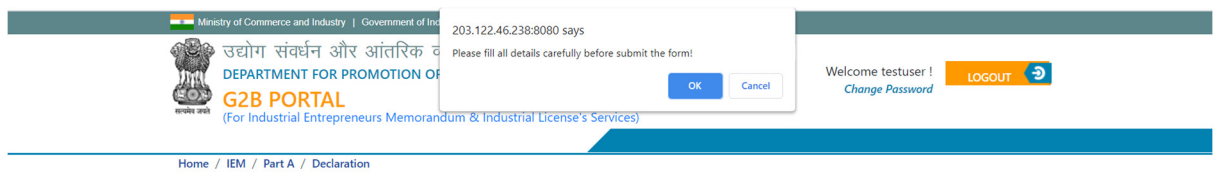
I / we hereby certify that this memorandum conform to all the conditions stipulated in the Notification no . 477 (e) dated 25th july, 1991 regarding exemption from industrial approvals.

I / we hereby further declare that the above statements are true and correct to the best of my / our knowledge and belief.

NAME*	DESIGNATION*	DATE*	PLACE*
Neha	Test Engineer	19/03/2021	Noida

Back
Save and Exit
Preview
Submit Declaration

- Click on “Submit Declaration” button. A pop up will be displayed as shown below:



Form for IEM Part A

Entity
Investment & Employment
DECLARATION

DECLARATION


I / we hereby certify that this memorandum conform to all the conditions stipulated in the Notification no . 477 (e) dated 25th july, 1991 regarding exemption from industrial approvals.

I / we hereby further declare that the above statements are true and correct to the best of my / our knowledge and belief.

NAME*	DESIGNATION*	DATE*	PLACE*
Neha	Test Engineer	19/03/2021	Noida

Save and Exit
Preview
Submit Declaration

- Review the form and Click on OK button. Following Screen will be displayed.



- It will display Reference Number and Amount to pay columns.
- Click on “Pay Now” button in Action column, Payment Details page will be displayed as shown below:

Home / Challan Print

Back Print

₹
Payment Details

Payment Details	
Applicant Name	Test Engineer
DPIIT Application Reference Number	IEM/A/ACK/6/2021
DPIIT Payment Reference Number	123671223
Bank Transaction Reference Number	NA
Total	₹1000
Bank Name	NA
Mode of Payment	NA
Payment Date	Fri Mar 19 15:10:04 IST 2021
PFMS TransactionRefNo	NA
Department Name	Ministry of Commerce & Industry Government of India Room no.475, Udyog Bhawan, New Delhi-110011
Account Head	088588214554
PAO Code	025426
DDO Code	225427
Destination of Remittance	DTO STO Code: NA
	Treasury Code: NA
	Sub Treasury Code: NA
	Grant Code: 900
	Sub Major Head: 80
	Minor Head: 800
Purpose of Remittance	Application Fee: ₹
	Total : ₹1000
Payment History	
DPIIT Application Reference Number	IEM/A/ACK/6/2021
DPIIT Payment Reference Number	123671223
Mode of Payment	NA
Payment Date	2021-03-19 15:08:07.784
Details of Remittance(s)	
Department Name	Ministry of Commerce & Industry Government of India Room no.475, Udyog Bhawan, New Delhi-110011
Application Fee	₹1000
Total	₹1000

- User can print the challan from here by clicking on “Print” button.
- User can also go back to previous page by clicking on “Back” button.

4.1.2 Draft

- This module will display all the incomplete applications and its count as shown below:

Industrial Entrepreneurs Memorandum

PART - A

[Click to file new]

Draft

11

Payment Pending

0

Submitted

4

IEM Issued

3

Clarification Required

0

Clarification Submitted

0

- Click on Draft link, Following Screen will be displayed.

PART A - Draft Application List 11				
SR.No	Draft Number	Name of Entity	Draft Created Date	Action
1	IEM/A/7/2021		11/03/2021	view
2	IEM/A/8/2021		11/03/2021	view
3	IEM/A/9/2021		11/03/2021	view
4	IEM/A/10/2021		11/03/2021	view
5	IEM/A/11/2021		11/03/2021	view
6	IEM/A/13/2021		15/03/2021	view
7	IEM/A/5/2021	asa	07/03/2021	view
8	IEM/A/6/2021	asa	07/03/2021	view
9	IEM/A/14/2021		18/03/2021	view
10	IEM/A/15/2021		18/03/2021	view

- User can view the application by clicking on View button and final submit the incomplete application from here.

4.1.3 Payment Pending

- This module will display all applications whose payment are pending as shown below:

Home / IEM / Apply For Part-A

Industrial Entrepreneurs Memorandum

PART - A
[Click to file new]

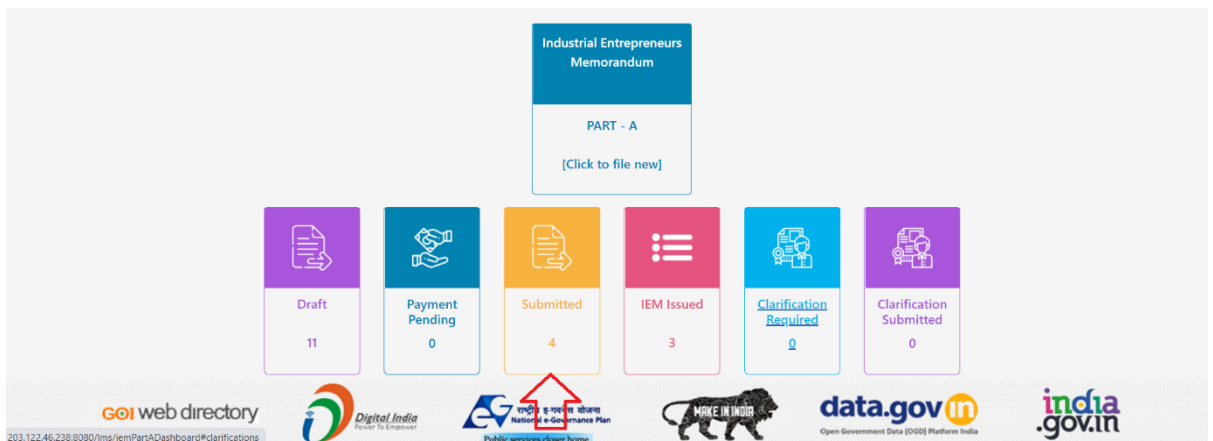
 Draft 11	 Payment Pending 0	 Submitted 4	 IEM Issued 3	 Clarification Required 0	 Clarification Submitted 0
------------------------	---------------------------------	---------------------------	----------------------------	----------------------------------------	-----------------------------------------

- Click on count in “Payment Pending”, Following Screen will be displayed.

PART A - Payment Pending Application List (\${ImApplicationPaymentList.size()})			
SR.No	IEM Application Number	Undertaking Name	Submitted Date

4.1.4 Submitted

- This module will display “Final Submitted” applications as shown below:



- Click on Count in “Submitted”, Following Screen will be displayed.

PART A - Submitted Application List 4

SR.No	ACK Number	Name of Entity	ACK Date	Payment Date	Payment Receipt
1	IBM/A/ACK6/2021	Test Engineer	19/03/2021	19/03/2021	Receipt
2	IBM/A/ACK3/2021	test3	16/03/2021	16/03/2021	Receipt
3	IBM/A/ACK8/2021	asas	19/03/2021	19/03/2021	Receipt
4	IBM/A/ACK5/2021	test	19/03/2021	19/03/2021	Receipt

- User can view the application by clicking on its “ACK Number”.
- User can also view the receipt by clicking on its “Receipt” button.

4.1.5 IEM Issued

- This module will display all applications issued by IEM as shown below:



- Click on Count in “IEM Issued”, Following Screen will be displayed.

PART A - IEM Issued Application List 3

SR.No	IEM Number	Name of Entity	Issued On	Certificate
1	1/SIA/IMO/2021	test	04/03/2021	View
2	2/SIA/IMO/2021	ttser	04/03/2021	View
3	3/SIA/IMO/2021	sasa	18/03/2021	View

- User can view the application by clicking on its IEM Number.
- User can view the certificate by clicking on its “View” button.

4.1.6 Clarification required

- This module will display all applications sent by department for its Clarification requirement.
- Click on “Clarification Required” link as shown below:

Home / IEM / Apply For Part-A

Industrial Entrepreneurs Memorandum
 PART - A
[\[Click to file new\]](#)

Draft
11

Payment Pending
0

Submitted
3

IEM Issued
3

Clarification Required
1

Clarification Submitted
0

- Following Screen will be displayed.

PART A - Clarification Required Application List 1

SR.No	ACK Number	Name of Entity	Submitted Date	Remark	Action
1	IEM/A/ACK/6/2021	Test Engineer	19/03/2021	Incorrect document	Action

- User can view the application by clicking on its “ACK Number”
- Click on Action button to give reply to the department. Following screen will be displayed.

- Enter Scrutiny Remarks, Upload Document and Click submit button. Application will moved in “Clarification Submitted”.

4.1.7 Clarification submitted

- This module will display all applications submitted by the user after given Clarification.
- Click on “Clarification Submitted” link as shown below:

Home / IEM / Apply For Part-A

Industrial Entrepreneurs Memorandum

 PART - A
[\[Click to file new\]](#)

 Draft 11	 Payment Pending 0	 Submitted 3	 IEM Issued 3	 Clarification Required 0	 Clarification Submitted 1
------------------------	---------------------------------	---------------------------	----------------------------	----------------------------------------	-----------------------------------------

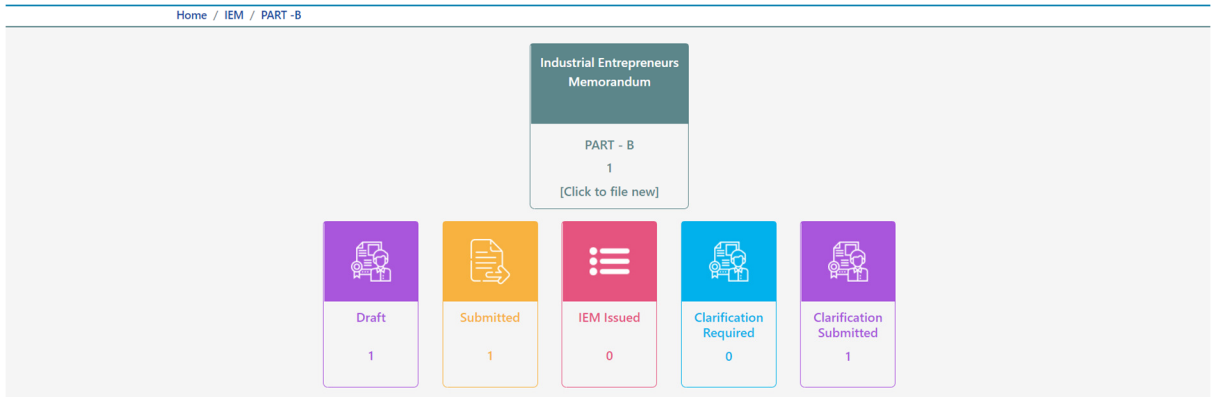
- Following Screen will be displayed.

PART A - Clarification Submitted Application List 1			
SR.No	ACK Number	Name of Entity	Submitted Date
1	IEM/A/ACK/5/2021	Test Engineer	19/03/2021

- User can view the application by clicking on its “ACK Number”

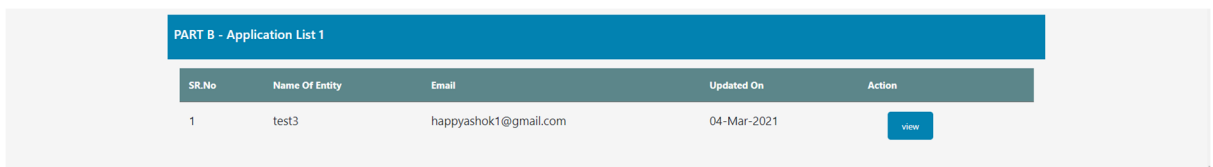
4.2 PART-B

- Click on “Part-B” link, Following Screen will be displayed.



4.2.1 Part-B (Click to file new)

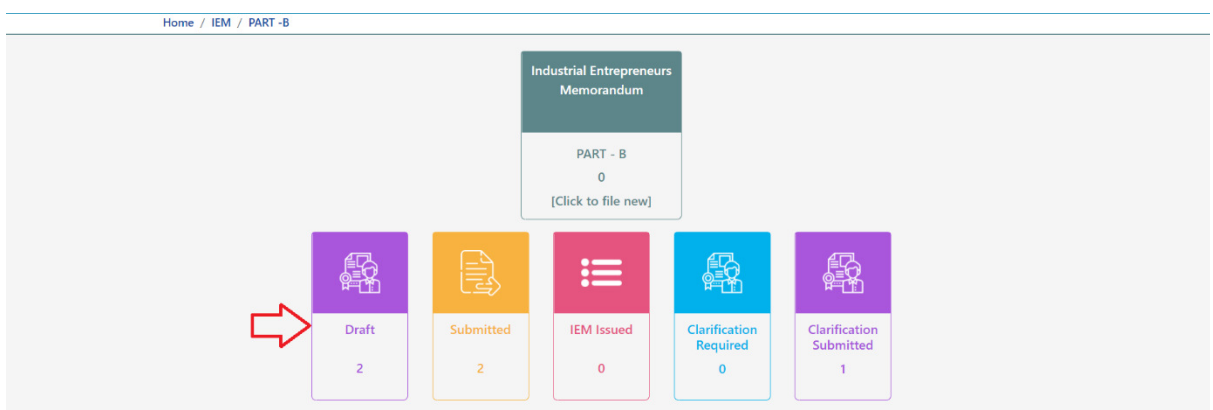
- This module will display all new applications of Part-A approved by Regional Officer.
- Click on “Part-B (Click to file new)” link, following screen will be displayed.



- User can view the application by clicking on View button.
- After performing any action on application, it will be moved in Draft.

4.2.2 Draft

- Click on Draft link as shown below:



- Following Screen will be displayed.

PART B - Draft Application List 2				
SR.No	Draft Number	Name of Entity	Draft Created Date	Action
1	IEM/B/3/2021	Test Engineer	19-Mar-2021	view
2	IEM/B/5/2021		19-Mar-2021	view

- User can view the application by clicking on View button and final submit the Part-B of application from here.
- Click on View button, Following Screen will be displayed.

Home / IEM / PART - B / Details Of Entity

IEM Form for Part B

ENTITY
INVESTMENT & EMPLOYMENT
DECLARATION

Part A IEM Number : - 4/SIA/IMO/2021 Part B Draft Number : IEM/B/3/2021

NAME		
NAME OF ENTITY	TYPE OF ENTITY	PAN
Test Engineer	Individual	BERUT9865A

ADDRESS		
ADDRESS LINE 1	ADDRESS LINE 2	ADDRESS LINE 3
12 Gulmohar Enclave	Raj Nagar	Mumbai
LOCALITY	VILLAGE/TOWN/CITY	STATE
Bandra	Mumbai	MAHARASHTRA
DISTRICT	PIN CODE	
BHANDARA	986536	

CONTACT		
PHONE	FAX	MOBILE
	35135153	
E-MAIL		
neha.agarwal@velocis.co.in		

UPLOADED DOCUMENTS		
Document Name	File Name	Date
PAN	BANGALOREFRUITS2.PDF	19/03/2021
Address Proof	BANGALOREFRUITS1.PDF	19/03/2021
GSTN	BANGALOREFRUITS3.PDF	19/03/2021

[Save Entity](#)

Home / IEM / PART -B / Details Of Location

ENTITY		INVESTMENT & EMPLOYMENT				DECLARATION					
Part A IEM Number : 4/SIA/IEM/2021					Part B Draft Number : IEM/B/3/2021						
Location Details											
CHATTISGARH											
SR. NO.	ADDRESS LINE 1	ADDRESS LINE 2	ADDRESS LINE 3	LANDMARK	VILLAGE/TOWN/CITY	DISTRICT	PIN CODE	STATE	Total Annual Capacity (in crore*)		ACTION
									Existing	Proposed	
1	Test 1	Test 2	Test 3	Test 4	Test 6	RAIPUR	1	C	50	40	Sector Review

- Click on "Sector Review" link, Following Screen will be displayed.

ENTITY		INVESTMENT & EMPLOYMENT				DECLARATION			
Part A IEM Number : 4/SIA/IEM/2021					Part B Draft Number : IEM/B/3/2021				
Sector Details									
AGRICULTURAL MACHINERY								Investment Review (Rupees in crore*)	
Sr. No.	National Industrial Classification of All Economic Activity (NIC), 2008 NIC NO.	Item Description	Description/Item of Manufacture	Annual Capacity			Unit of Capacity		
				Existing	Proposed	Total			
1	28212	MANUFACTURE OF PLOUGHS,	Agriculture	50.00	45.00	95.00	Crore		
Back To Location									

- Click on "Investment Review", Following Screen will be displayed.

Home / IEM / PART -B / Details Of Investment

ENTITY		INVESTMENT & EMPLOYMENT				DECLARATION		
Part A IEM Number : 4/SIA/IEM/2021					Part B Draft Number : IEM/B/3/2021			
INVESTMENT IN PLANT AND MACHINERY FOR AGRICULTURAL MACHINERY (AS PER INCOME-TAX ACT, 1961 EXCEPT LAND, BUILDING, FURNITURE AND FIXTURE)								
(Rupees in crore*)								
As per Part A IEM					Actual*			
Existing		Proposed						
50		40						
EMPLOYMENT								
Category	Male	Female	Other	Total				
Existing	5	2	3	10				
Proposed	4	5	2	11				
Actual*								

DATE OF COMMENCEMENT OF COMMERCIAL PRODUCTION

Proposed in Part A IEM	Actual
<input type="text" value="19/03/2021"/>	<input type="text"/>

TOTAL INVESTMENT IN P AND M (AS PER INCOME TAX ACT, 1961, EXCLUDING LAND, BUILDING, FURNITURE AND FIXTURE) (Rupees in crore^{*})

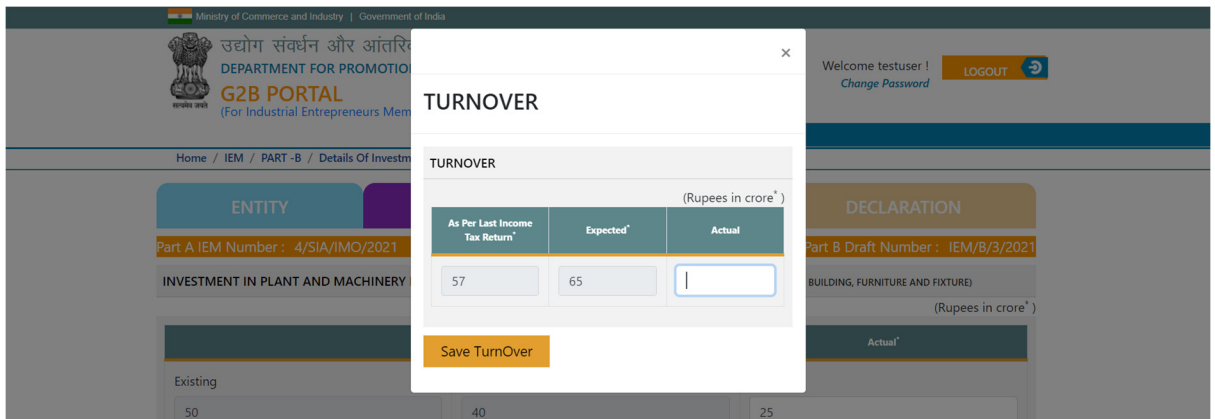
As per Part A IEM		Actual
Existing	Proposed	
<input type="text" value="50"/>	<input type="text" value="40"/>	<input type="text"/>

- Fill data in all “Actual” fields as shown below:

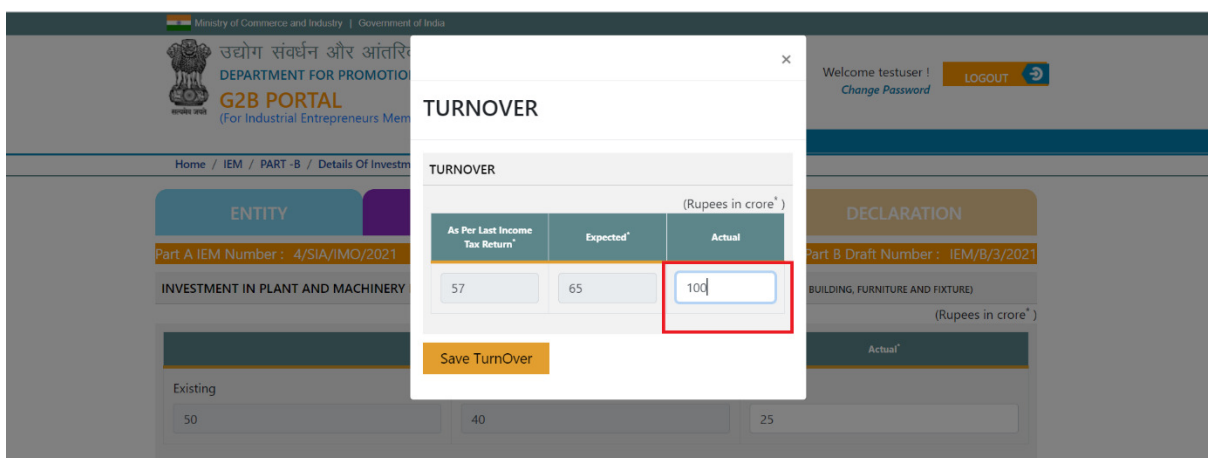
Home / IEM / PART -B / Details Of Investment

ENTITY	INVESTMENT & EMPLOYMENT	DECLARATION																				
Part A IEM Number : 4/SIA/IEM/2021		Part B Draft Number : IEM/B/3/2021																				
INVESTMENT IN PLANT AND MACHINERY FOR AGRICULTURAL MACHINERY (AS PER INCOME-TAX ACT, 1961 EXCEPT LAND, BUILDING, FURNITURE AND FIXTURE) (Rupees in crore[*])																						
<table border="1" style="width: 100%; border-collapse: collapse;"> <thead> <tr> <th colspan="2">As per Part A IEM</th> <th>Actual[*]</th> </tr> </thead> <tbody> <tr> <td>Existing</td> <td>Proposed</td> <td></td> </tr> <tr> <td><input type="text" value="50"/></td> <td><input type="text" value="40"/></td> <td><input style="border: 2px solid red;" type="text" value="25"/></td> </tr> </tbody> </table>		As per Part A IEM		Actual [*]	Existing	Proposed		<input type="text" value="50"/>	<input type="text" value="40"/>	<input style="border: 2px solid red;" type="text" value="25"/>												
As per Part A IEM		Actual [*]																				
Existing	Proposed																					
<input type="text" value="50"/>	<input type="text" value="40"/>	<input style="border: 2px solid red;" type="text" value="25"/>																				
EMPLOYMENT <table border="1" style="width: 100%; border-collapse: collapse;"> <thead> <tr> <th>Category</th> <th>Male</th> <th>Female</th> <th>Other</th> <th>Total</th> </tr> </thead> <tbody> <tr> <td>Existing</td> <td><input type="text" value="5"/></td> <td><input type="text" value="2"/></td> <td><input type="text" value="3"/></td> <td><input type="text" value="10"/></td> </tr> <tr> <td>Proposed</td> <td><input type="text" value="4"/></td> <td><input type="text" value="5"/></td> <td><input type="text" value="2"/></td> <td><input type="text" value="11"/></td> </tr> <tr> <td>Actual[*]</td> <td><input style="border: 2px solid red;" type="text" value="10"/></td> <td><input style="border: 2px solid red;" type="text" value="12"/></td> <td><input style="border: 2px solid red;" type="text" value="23"/></td> <td><input type="text" value="45"/></td> </tr> </tbody> </table>			Category	Male	Female	Other	Total	Existing	<input type="text" value="5"/>	<input type="text" value="2"/>	<input type="text" value="3"/>	<input type="text" value="10"/>	Proposed	<input type="text" value="4"/>	<input type="text" value="5"/>	<input type="text" value="2"/>	<input type="text" value="11"/>	Actual [*]	<input style="border: 2px solid red;" type="text" value="10"/>	<input style="border: 2px solid red;" type="text" value="12"/>	<input style="border: 2px solid red;" type="text" value="23"/>	<input type="text" value="45"/>
Category	Male	Female	Other	Total																		
Existing	<input type="text" value="5"/>	<input type="text" value="2"/>	<input type="text" value="3"/>	<input type="text" value="10"/>																		
Proposed	<input type="text" value="4"/>	<input type="text" value="5"/>	<input type="text" value="2"/>	<input type="text" value="11"/>																		
Actual [*]	<input style="border: 2px solid red;" type="text" value="10"/>	<input style="border: 2px solid red;" type="text" value="12"/>	<input style="border: 2px solid red;" type="text" value="23"/>	<input type="text" value="45"/>																		
DATE OF COMMENCEMENT OF COMMERCIAL PRODUCTION <table border="1" style="width: 100%; border-collapse: collapse;"> <thead> <tr> <th style="width: 50%;">Proposed in Part A IEM</th> <th style="width: 50%;">Actual</th> </tr> </thead> <tbody> <tr> <td><input type="text" value="19/03/2021"/></td> <td><input style="border: 2px solid red;" type="text" value="20/03/2021"/></td> </tr> </tbody> </table>			Proposed in Part A IEM	Actual	<input type="text" value="19/03/2021"/>	<input style="border: 2px solid red;" type="text" value="20/03/2021"/>																
Proposed in Part A IEM	Actual																					
<input type="text" value="19/03/2021"/>	<input style="border: 2px solid red;" type="text" value="20/03/2021"/>																					
TOTAL INVESTMENT IN P AND M (AS PER INCOME TAX ACT, 1961, EXCLUDING LAND, BUILDING, FURNITURE AND FIXTURE) (Rupees in crore[*]) <table border="1" style="width: 100%; border-collapse: collapse;"> <thead> <tr> <th colspan="2">As per Part A IEM</th> <th>Actual</th> </tr> </thead> <tbody> <tr> <td>Existing</td> <td>Proposed</td> <td></td> </tr> <tr> <td><input type="text" value="50"/></td> <td><input type="text" value="40"/></td> <td><input type="text" value="25"/></td> </tr> </tbody> </table> <p style="text-align: center;"> <input type="button" value="Back To Sector"/> <input type="button" value="Save Investment"/> </p>			As per Part A IEM		Actual	Existing	Proposed		<input type="text" value="50"/>	<input type="text" value="40"/>	<input type="text" value="25"/>											
As per Part A IEM		Actual																				
Existing	Proposed																					
<input type="text" value="50"/>	<input type="text" value="40"/>	<input type="text" value="25"/>																				

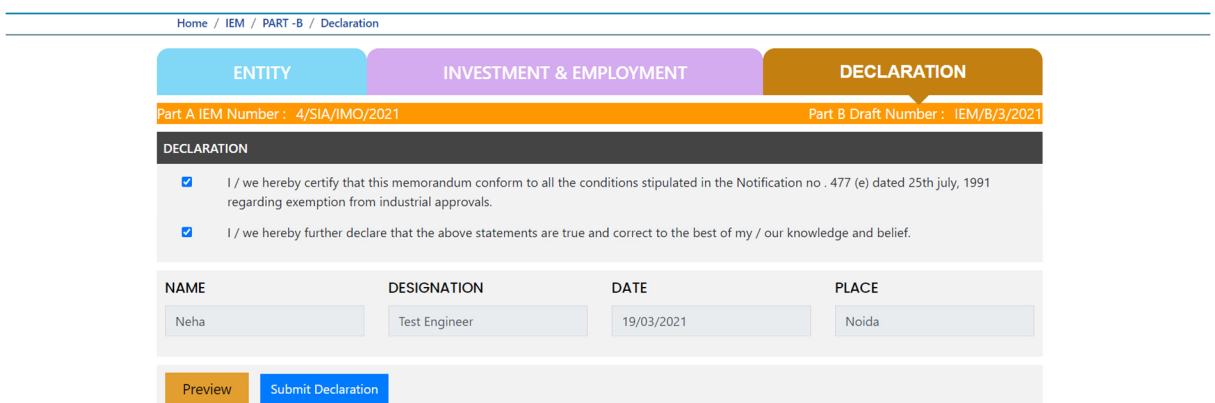
- Click on “Save Investment”, Following Screen will be displayed.



- Fill data in “Actual” field as shown below:



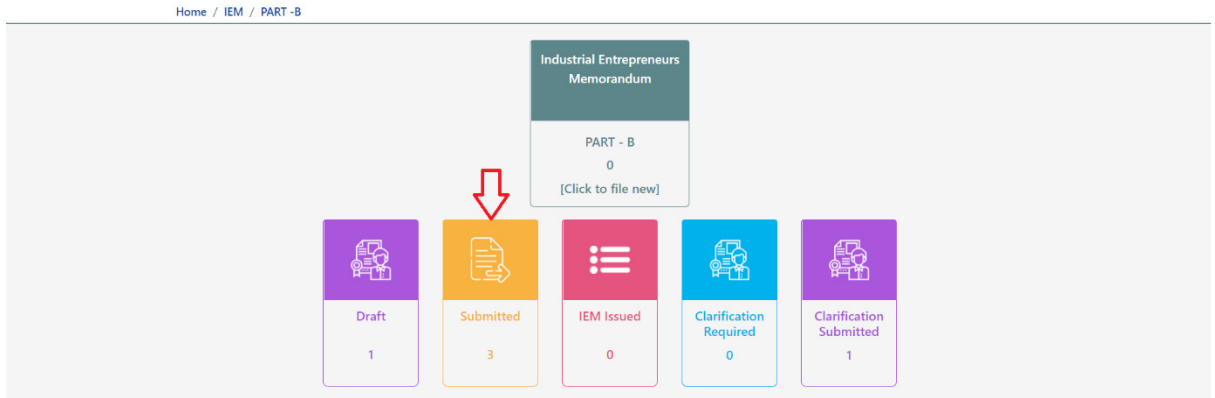
- Click on “Save TurnOver” button, Following Screen will be displayed.



- Click on “Submit Declaration”. Application will be submitted and visible in “Submitted” section.

4.2.3 Submitted

- Click on “Submitted” as shown below:



- Following Screen will be displayed.

PART B - Submitted Application List 3			
SR.No	ACK Number	Name of Entity	ACK Date
1	IEM/B/ACK/1/2021	ttser	15/03/2021
2	IEM/B/ACK/1/2021	sasa	20/03/2021
3	IEM/B/ACK/1/2021	Test Engineer	20/03/2021

- User can view the application by clicking on its “ACK Number”.

Preview for IEM Part B

Details Of Entity

Name: Test Engineer **Type:** Individual **PAN:** BERUT9865A

Address: 12 Gulmohar Enclave, Raj Nagar, Mumbai, Bandra, Mumbai, BHANDARA, MH - 986536

Contact

Phone: **FAX:** 35135153 **Mobile:**

Email:

Documents

PAN: [Bangalorefruits2.pdf](#)

Address Proof: [Bangalorefruits1.pdf](#)

GSTN: [Bangalorefruits3.pdf](#)

User Clarification Document: [Bangalorefruits1.pdf](#)

Details Of Investment																
States' wise Locations'																
S.No.	State	GSTIN	District	Location List												
1	CHATTISGARH	11ABCDE1111A1Z5	RAIPUR	Test 6, RAIPUR, CHATTISGARH - 123569												
Locations' wise Sectors' with Items'																
S.No.	State	Location	Sector	Item		Description	Total Annual Capacity/Unit									
				NIC No	Description		Existing	Proposed								
1	CHATTISGARH	RAIPUR - 123569	AGRICULTURAL MACHINERY	28212	MANUFACTURE OF PLOUGHS, MANURE SPREADERS, SEEDERS, HARROWS AND SIMILAR AGRICULTURAL MACHINERY FOR SOIL PREPARATION, PLANTING OR FERTILIZING, HARVESTING OR THRESHING MACHINERY	Agriculture	50.00 / Crore	95.00 / Crore								
Sectors' wise Employments'																
S.No.	State	Location	Sector	Plant & machinery			Employment						Date of commencement of commercial production			
				Existing ₹ (cr.)	Proposed ₹ (cr.)	Actual ₹ (cr.)	Existing			Proposed				Actual		
							M	F	Total	M	F	Total		M	F	Total
1	CHATTISGARH	RAIPUR - 123569	AGRICULTURAL MACHINERY	50	40	25	5	2	10	4	5	11	10	12	45	20/03/2021
Total Investment States' wise																
S.No.	State	Plant & Machinery			TurnOver											
		Existing ₹ (cr.)	proposed ₹ (cr.)	Actual ₹ (cr.)	As Per Last ITR ₹ (cr.)	Expected ₹ (cr.)	Actual ₹ (cr.)									
1	CHATTISGARH	50	40	25	57	65	100									
Declaration																
I / we hereby certify that this memorandum conform to all the conditions stipulated in the Notification no . 477 (e) dated 25th july, 1991 regarding exemption from industrial approvals.																
I / we hereby further declare that the above statements are true and correct to the best of my / our knowledge and belief.																
Name: Neha										Date: 20/03/2021						
Designation: Test Engineer										Place: Noida						
<< Dashboard																

4.2.4 IEM Issued

- This module will display all applications issued by IEM as shown below:

Home / IEM / PART-B

Industrial Entrepreneurs Memorandum

PART - B
0
[Click to file new]

Draft
1

Submitted
2

IEM Issued
1

Clarification Required
0

Clarification Submitted
1

- Click on Count in "IEM Issued", Following Screen will be displayed.

DPIIT		
Getting Started Guide	Version: 1.0	Issue Date: 20-March-2021

PART B - IEM Issued Application List 1				
SR.No	IEM Number	Name of Entity	Issued On	Certificate
1	1/IEM/PROD/2021	Test Engineer	20/03/2021	view

- User can view the application by clicking on its IEM Number.
- User can view the certificate by clicking on its “View” button.

4.2.5 Clarification required

- This module will display all applications sent by department for its Clarification requirement.
- Click on “Clarification Required” link as shown below:

Home / IEM / PART - B

Industrial Entrepreneurs Memorandum

PART - B
0
[Click to file new]

Draft

1

Submitted

2

IEM Issued

0

Clarification Required

1

Clarification Submitted

1

- Following Screen will be displayed.

PART B - Clarification Required Application List 1				
SR.No	ACK Number	Name of Entity	Submitted Date	Action
1	IEM/B/ACK/1/2021	Test Engineer	20/03/2021	Action

- User can view the application by clicking on its “ACK Number”
- Click on Action button to give reply to the department. Following screen will be displayed.

Form For Part B of IEM [Back](#)

Details Of Entity

Name: Test Engineer **Type:** Individual **PAN:** BERUT9865A

Address: 12 Gulmohar Enclave, Raj Nagar, Mumbai, Bandra, Mumbai, BHANDARA, MH - 986536

Contact

Phone: **FAX:** 35135153 **Mobile:** 8

Email:

Documents

PAN: [Bangalorefruits2.pdf](#)

Address Proof: [Bangalorefruits1.pdf](#)

GSTN: [Bangalorefruits3.pdf](#)

User Clarification Document: [Bangalorefruits1.pdf](#)

Details Of Investment

States' wise Locations'

S.No.	State	GSTIN	District	Location List
1	CHATTISGARH	11ABCDE1111A1Z5	RAIPUR	Test 6, RAIPUR, CHATTISGARH - 123569

Locations' wise Sectors' with Items'

S.No.	State	Location	Sector	Item		Total Annual Capacity/Unit
				NIC No	Description	
1	CHATTISGARH	RAIPUR - 123569	AGRICULTURAL MACHINERY	28212	MANUFACTURE OF PLOUGHS, MANURE SPREADERS, SEEDERS, HARROWS AND SIMILAR AGRICULTURAL MACHINERY FOR SOIL PREPARATION, PLANTING OR FERTILIZING, HARVESTING OR THRESHING MACHINERY	95.00 / Crore

Sectors' wise Employments'

S.No.	State	Location	Sector	Plant & machinery			Employment						Date of Commencement			
				Existing ₹ (cr.)	Proposed ₹ (cr.)	Actual ₹ (cr.)	Existing			Proposed				Actual		
							M	F	Total	M	F	Total		M	F	Total
1	CHATTISGARH	RAIPUR - 123569	AGRICULTURAL MACHINERY	50	40	25	5	2	10	4	5	11	10	12	45	20/03/2021

Total Investment States' wise

S.No.	State	Existing ₹ (cr.)	Plant & Machinery			TurnOver		
			Existing ₹ (cr.)	proposed ₹ (cr.)	Actual ₹ (cr.)	As Per Last ITR ₹ (cr.)	Expected ₹ (cr.)	Actual ₹ (cr.)
1	CHATTISGARH	50	40	25	57	65	100	

Remark

USER REMARK

Sr.No.	Remarks	Remarks Date	User Remarks	Reply On
1	Incomplete Data	20/03/2021		

Scrutiny Remarks

Rich text editor toolbar with options: Bold, Italic, Underline, Text Color, Background Color, Bulleted List, Numbered List, Indent, Outdent, Undo, Redo, Styles, Format, Source.

UPLOAD DOCUMENT

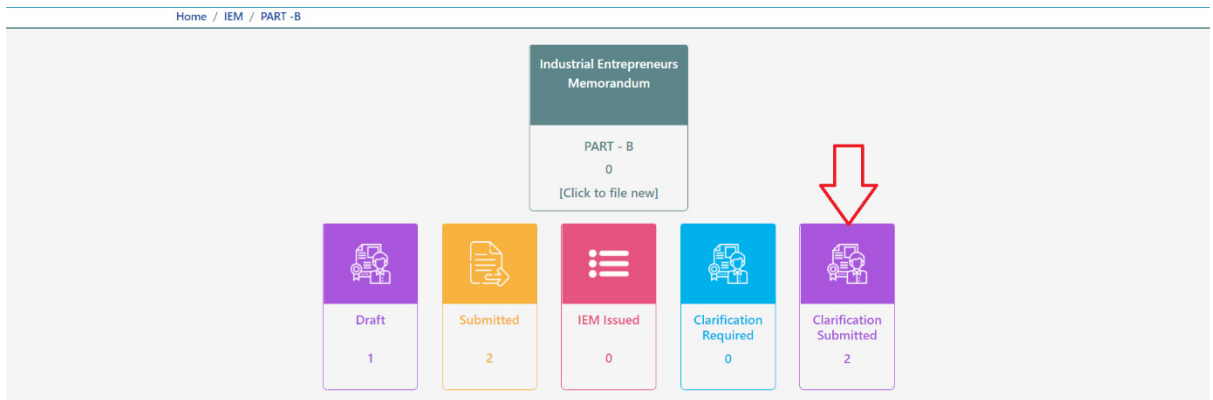
Document*

Choose file No file chosen

- Enter Scrutiny Remarks, Upload Document and Click submit button. Application will moved in “Clarification Submitted”.

4.2.6 Clarification submitted

- This module will display all applications submitted by the user after given Clarification.
- Click on “Clarification Submitted” link as shown below:



- Following Screen will be displayed.

PART B - Clarification Submitted List 2

SR.No	ACK Number	Name of Entity	Submitted Date
1	IEM/6/ACK/1/2021	test	16/03/2021
2	IEM/6/ACK/1/2021	Test Engineer	20/03/2021

- User can view the application by clicking on its “ACK Number”

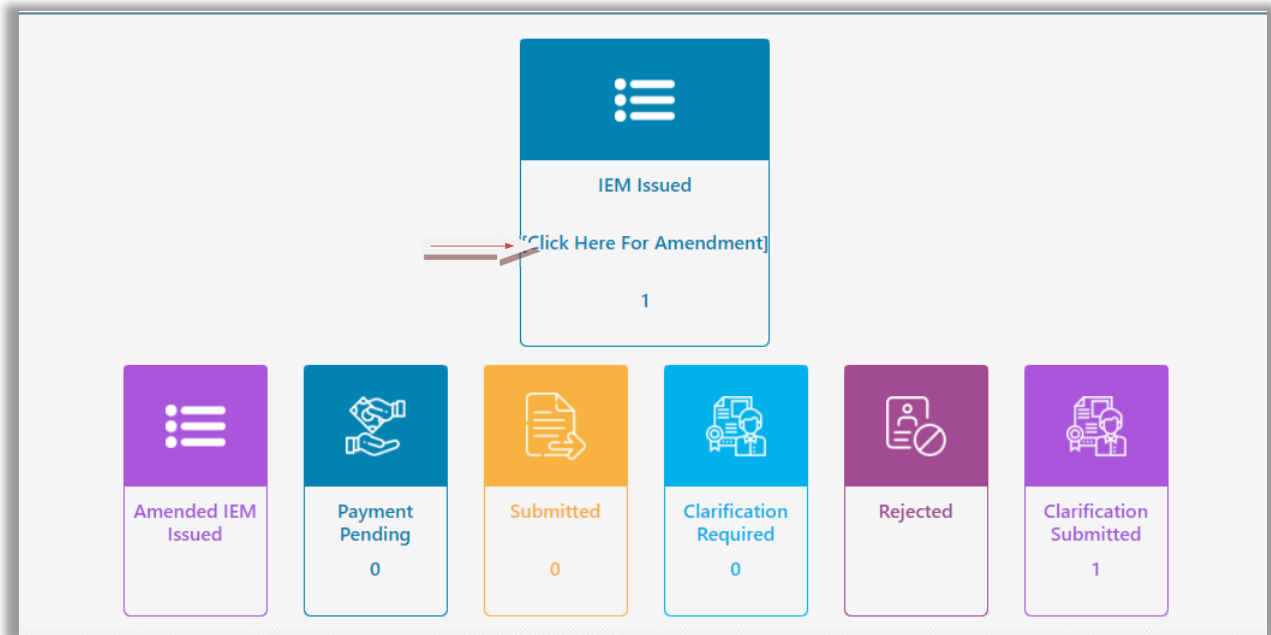
4.3 Amendment

To apply for amendment process, click on ‘Applications for Amendment’ following screen will display

DPIIT		
Getting Started Guide	Version: 1.0	Issue Date: 20-March-2021



➤ Click on IEM box then following screen will be displayed as shown below



➤ Click on IEM box then following screen will display

The screenshot displays a dashboard with a top navigation bar and a main content area. The top bar contains a menu icon and the text 'IEM Issued' with a link '[Click Here For Amendment]' and the number '3'. Below this are six status cards: 'Amended IEM Issued' (0), 'Payment Pending' (0), 'Submitted' (0), 'Clarification Required' (0), 'Rejected' (0), and 'Clarification Submitted' (1). A pink header for 'PART A - IEM Issued Application List 3' is followed by a table with columns: Sr.No, IEM Application Number, Name of Entity, Amount Paid (₹), Date, and Action. The table contains two rows of data, each with an 'Amend' button.

Sr.No	IEM Application Number	Name of Entity	Amount Paid (₹)	Date	Action
1	2/SIA/IMO/2021	ttser	1000	04/03/2021	Amend
2	4/SIA/IMO/2021	Test Engineer	1000	19/03/2021	Amend

4.3.1 Apply for Amendment

- Click on 'Amend' button, following screen will display as shown below:

DPIIT		
Getting Started Guide	Version: 1.0	Issue Date: 20-March-2021

Ministry of Commerce and Industry | Government of India

उद्योग संवर्धन और आंतरिक व्यापार विभाग
DEPARTMENT FOR PROMOTION OF INDUSTRY AND INTERNAL TRADE

Welcome testuser ! [LOGOUT](#) [Change Password](#)

G2B PORTAL
(For Industrial Entrepreneurs Memorandum & Industrial License's Services)

Home / IEM / Apply For Amendment

IEM Part-A Amendment IEM Number : 4/SIA/IMO/2021

Select for Amendment

Change of Name Change of Address

Change of Location / Item Code / Item of Manufacture / Proposed Capacity / Unit of Capacity / Description

Name and Address for as per Registered Documents of the Promoter / Industrial Undertaking in full

Name of the Entity : Test Engineer

Address

Number / Building : 12 Gulmohar Endave Street: Raj Nagar Landmark:

Locality: Bandra Village/Town/City: Mumbai State: MAHARASHTRA

District: BHANDARA Pin: 986536

Contact Details

Telephone: Fax: 35135153 Mobile Phone:

Email Id:

<< Cancel Proceed

- If applicant wants to change name , address and any other field, click in check box then Proceed. Form get open in edit mode(respective field) as shown in screen below:

DPIIT		
Getting Started Guide	Version: 1.0	Issue Date: 20-March-2021

Home / IEM / Apply For Amendment

Form For Part A of Amendment

Name for as per registered documents of the Promoter / Industrial Undertaking in full

NAME OF ENTITY* : **UPLOAD DOCUMENT* :** No file selected.

DECLARATION

I / we hereby certify that this memorandum conform to all the conditions stipulated in the Notification no . 477 (e) dated 25th july, 1991 regarding exemption from industrial approvals.

I / we hereby further declare that the above statements are true and correct to the best of my / our knowledge and belief.

NAME* **DESIGNATION*** **DATE*** **PLACE***

- On clicking on 'Preview' button, applicant can view the filled details as shown in screen below:

Home / Preview

IEM Part-A Amendment Application Number : IEM/A/ACK/6/2021

Preview for Amendment Part A

IEM No. : 4/SIA/IMO/2021 IEM Date : 19/03/2021

Details Of Entity

Name: Test Engineer **Type:** Individual **PAN:** BERUT9865A

Address: 12 Gulmohar Enclave, Raj Nagar, Mumbai, Bandra, Mumbai, BHANDARA, MH - 986536

Contact

Phone: **FAX:** 35135153 **Mobile:**

Email:

Amendment Details		
	Existing	Amended
Name of Entity	Test Engineer	Test Engineer
Registered Address	12 Gulmohar Enclave, Raj Nagar, Mumbai, Bandra, Mumbai, BHANDARA, MH - 986536,	

DPIIT		
Getting Started Guide	Version: 1.0	Issue Date: 20-March-2021

Location	Test 1, Test 2, Test 3, Test 5, Test 6, RAIPUR, CG - 123569			
Item Code, Item Description, Description, Existing, Proposed, Total Capacity, Measuring Unit	28212, MANUFACTURE OF PLOUGHS, MANURE SPREADERS, SEEDERS, HARROWS AND SIMILAR AGRICULTURAL MACHINERY FOR SOIL PREPARATION, PLANTING OR FERTILIZING, HARVESTING OR THRESHING MACHINERY , Agriculture, 50.00, 45.00, 95.00, Crore			
Investment	Existing		Amended	
	Existing	Proposed	Existing	Proposed
CHATTISGARH	50	40		

Declaration

I / we hereby certify that this memorandum conform to all the conditions stipulated in the Notification no . 477 (e) dated 25th july, 1991 regarding exemption from industrial approvals.

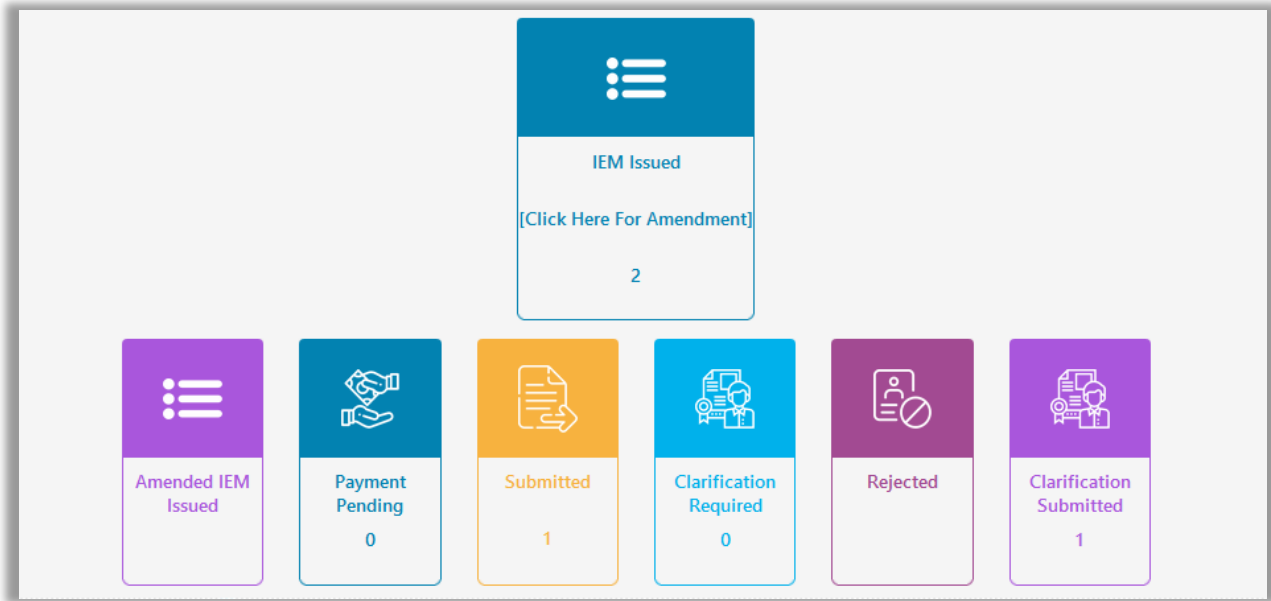
I / we hereby further declare that the above statements are true and correct to the best of my / our knowledge and belief.

Name: Neha **Date:** 19/03/2021

Designation: Test Engineer **Place:** Noida

<< Back

- Click on Back button for moving on previous screen
- After editing Name, click on Final Submit button
- Form will get submitted and redirect on 'Apply for Amendment' screen as shown below:



- Application will show in 'Submitted' box and go for scrutiny to IEM user
- If click in submitted box then application will display in view mode as shown below:

